

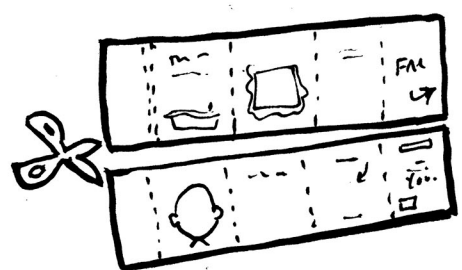


CREATE YOUR OWN BOOK!




① PRINT OUT THE PAGE WITH THE BOOK TEMPLATE.

CUT IN HALF ALONG THE SOLID LINE, LIKE THIS:

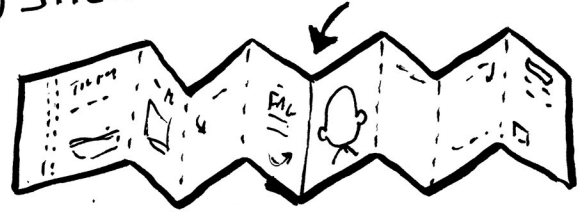


② FOLD STRIPS ALONG THE DOTTED LINES, LIKE THIS:



③ APPLY GLUE HERE

④ STICK STRIPS TOGETHER LIKE THIS:



⑤ SCRUNCH UP THE PAGES TOGETHER:

⑥ FOLD TWICE ON THE TWO SETS OF LINES AND WRAP FLAP AROUND:



⑦ TURN OVER. APPLY GLUE TO BACK STRIP.

⑧ TUCK STRIP INSIDE AND STICK DOWN BACK COVER.

⑩ YOUR BOOK IS READY! NOW WHAT WILL YOU PUT IN YOUR BATH?



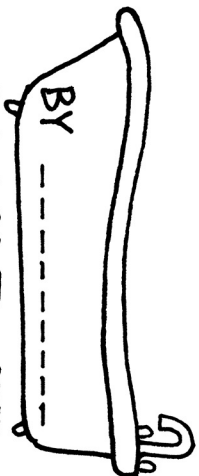
⑨ TRIM AND REFOLD SLIGHTLY IF ANY BITS STICK OUT.

EXTRA! — FOLD STIFF CARD AROUND THE BOOK TO MAKE A STURDIER COVER TO DECORATE. STAPLE OR SEW PAGES INSIDE




GLUE

THERE'S A



IN MY BATH!

THIS IS ME!



AND THIS IS HOW I

AND THIS IS SOMETHING
VERY SCARY
(BUT KIND OF SILLY, TOO!)



DEALT WITH IT!



THIS IS MY
PAGE
WHEN I SAW
THAT THING
IN MY BATH!



SCHOLASTIC

WHAT IF YOU
FOUND A

IN YOUR BATH?
WHAT WOULD


YOU DO?

“THIS BOOK'S PURE GENIUS!
EVERYONE SHOULD READ IT.”

PRICE - SARAH MCINTYRE

www.jabberworks.co.uk

GLUE



...AREN'T I AWESOME?