



OXFORD UNIVERSITY PRESS

# KEVIN COMIC-MAKING TIPS


## VIEWPOINTS

YOU CAN ZOOM IN, AND WAY, WAY OUT! →

ALL YOU NEED TO MAKE COMICS!




SOUND EFFECTS



THOUGHT BUBBLE



SPEECH BUBBLE



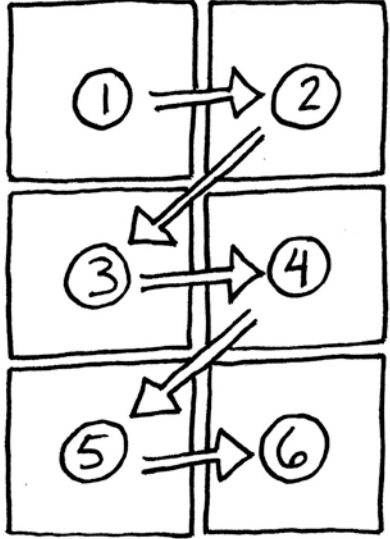
SHOUTING! HANDY LABEL

WHEN YOU DRAW A SPEECH BUBBLE, FIRST WRITE THE WORDS, THEN DRAW THE BUBBLE!



(OTHERWISE IT CAN BE TRICKY TO SQUASH THE WORDS INTO A BUBBLE.)

MAKE THE TAIL OF THE SPEECH BUBBLE POINT TO THE SPEAKER'S MOUTH!









WE READ ENGLISH LANGUAGE COMICS LEFT TO RIGHT, TOP TO BOTTOM. WHEN WE READ A SINGLE PANEL, WE START LOOKING AT THE TOP LEFT AND OUR EYES MOVE TO THE BOTTOM RIGHT.



Oxford Children's Books

# DRAW YOUR OWN KEVIN COMIC!



**COMIC TIP:** ASK YOURSELF SOME QUESTIONS! **WHERE** IS KEVIN?  
UNDERWATER? ON THE MOON? IN A SUPERMARKET? AT A FUNFAIR?  
ARE THERE ANY OTHER CHARACTERS IN THIS STORY?